

# Release Notes

## ZKBio CVSecurity

Date: January 2026

Doc Version: 2.0

English

Thank you for choosing our product. Please read the instructions carefully before operation. Follow these instructions to ensure that the product is functioning properly. The images shown in this manual are for illustrative purposes only.



For further details, please visit our Company's website  
[www.zkteco.in](http://www.zkteco.in).

Copyright © 2026 ZKTECO CO., LTD. All rights reserved.

Without the prior written consent of ZKTeco, no portion of this manual can be copied or forwarded in any way or form. All parts of this manual belong to ZKTeco and its subsidiaries (hereinafter the "Company" or "ZKTeco").

## Trademark

**ZKTeco** is a registered trademark of ZKTeco. Other trademarks involved in this manual are owned by their respective owners.

## Disclaimer

This manual contains information on the operation and maintenance of the ZKTeco equipment. The copyright in all the documents, drawings, etc. in relation to the ZKTeco supplied equipment vests in and is the property of ZKTeco. The contents hereof should not be used or shared by the receiver with any third party without express written permission of ZKTeco.

The contents of this manual must be read as a whole before starting the operation and maintenance of the supplied equipment. If any of the content(s) of the manual seems unclear or incomplete, please contact ZKTeco before starting the operation and maintenance of the said equipment.

It is an essential pre-requisite for the satisfactory operation and maintenance that the operating and maintenance personnel are fully familiar with the design and that the said personnel have received thorough training in operating and maintaining the machine/unit/equipment. It is further essential for the safe operation of the machine/unit/equipment that personnel has read, understood, and followed the safety instructions contained in the manual.

In case of any conflict between terms and conditions of this manual and the contract specifications, drawings, instruction sheets or any other contract-related documents, the contract conditions/documents shall prevail. The contract-specific conditions/documents shall apply in priority.

ZKTeco offers no warranty, guarantee, or representation regarding the completeness of any information contained in this manual or any of the amendments made thereto. ZKTeco does not extend the warranty of any kind, including, without limitation, any warranty of design, merchantability, or fitness for a particular purpose.

ZKTeco does not assume responsibility for any errors or omissions in the information or documents which are referenced by or linked to this manual. The entire risk as to the results and performance obtained from using the information is assumed by the user.

ZKTeco in no event shall be liable to the user or any third party for any incidental, consequential, indirect, special, or exemplary damages, including, without limitation, loss of business, loss of profits, business interruption, loss of business information or any pecuniary loss, arising out of, in connection with, or relating to the use of the information contained in or referenced by this manual, even if ZKTeco has been advised of the possibility of such damages.

This manual and the information contained therein may include technical, other inaccuracies or typographical errors. ZKTeco periodically changes the information herein which will be incorporated into new additions/amendments to the manual. ZKTeco reserves the right to add, delete, amend, or modify the information contained in the manual from time to time in the form of circulars, letters, notes, etc. for better operation and safety of the machine/unit/equipment. The said additions or amendments are meant for improvement /better operations of the machine/unit/equipment and such amendments shall not give any right to claim any compensation or damages under any circumstances.

ZKTeco shall in no way be responsible (i) in case the machine/unit/equipment malfunctions due to any non-compliance of the instructions contained in this manual (ii) in case of operation of the machine/unit/equipment beyond the rate limits (iii) in case of operation of the machine and equipment in conditions different from the prescribed conditions of the manual.

The product will be updated from time to time without prior notice. The latest operation procedures and relevant documents are available on <http://www.zkteco.in>.

If there is any issue related to the product, please contact us.

### ZKTeco Biometrics India Pvt Ltd.

**Address** B-1, Khata No. 31, Devasandra Industrial Estate,  
Whitefield Main Road, Beside Phoenix mall,  
Mahadevapura, Bengaluru-560048, Karnataka, India.

**Phone** 080 6828 1342

For business-related queries, please write to us at [sales@zkteco.in](mailto:sales@zkteco.in).

To know more about our global branches, visit [www.zkteco.com](http://www.zkteco.com).



## About the Company

ZKTeco is one of the world's largest manufacturers of RFID and Biometric (Fingerprint, Facial, and Finger-vein) readers. Product offerings include Access Control readers and panels, Near & Far-range Facial Recognition Cameras, Elevator/floor access controllers, Turnstiles, License Plate Recognition (LPR) gate controllers and Consumer products including battery-operated fingerprint and face-reader Door Locks. Our security solutions are multi-lingual and localized in over 18 different languages. At the ZKTeco state-of-the-art 700,000 square foot ISO9001-certified manufacturing facility, we control manufacturing, product design, component assembly, and logistics/shipping, all under one roof.

The founders of ZKTeco have been determined for independent research and development of biometric verification procedures and the productization of biometric verification SDK, which was initially widely applied in PC security and identity authentication fields. With the continuous enhancement of the development and plenty of market applications, the team has gradually constructed an identity authentication ecosystem and smart security ecosystem, which are based on biometric verification techniques. With years of experience in the industrialization of biometric verifications, ZKTeco was officially established in 2007 and now has been one of the globally leading enterprises in the biometric verification industry owning various patents and being selected as the National High-tech Enterprise for 6 consecutive years. Its products are protected by intellectual property rights.

## About the Manual

This manual introduces the **Release Notes for ZKBio CVSecurity**.

All figures displayed are for illustration purposes only. Figures in this manual may not be exactly consistent with the actual products.






## Document Conventions

Conventions used in this manual are listed below:

### GUI Conventions

For Software	
Convention	Description
<b>Bold font</b>	Used to identify software interface names e.g., <b>OK</b> , <b>Confirm</b> , <b>Cancel</b> .
>	Multi-level menus are separated by these brackets. For example, File > Create > Folder.
For Device	
Convention	Description
< >	Button or key names for devices. For example, press <OK>.
[ ]	Window names, menu items, data table, and field names are inside square brackets. For example, pop up the [New User] window.
/	Multi-level menus are separated by forwarding slashes. For example, [File/Create/Folder].

### Symbols

Convention	Description
	This represents a note that needs to pay more attention to.
	The general information which helps in performing the operations faster.
	The information which is significant.
	Care taken to avoid danger or mistakes.
	The statement or event that warns of something or that serves as a cautionary example.

## TABLE OF CONTENTS

<b>1 STATEMENT .....</b>	<b>6</b>
<b>2 PRECAUTIONS WHEN UPGRADING ZKBIO CVSECURITY .....</b>	<b>6</b>
<b>3 VERSION 6.7.1 .....</b>	<b>7</b>
<b>4 VERSION 6.7.0 .....</b>	<b>8</b>
<b>5 VERSION 6.6.3 .....</b>	<b>11</b>
<b>6 VERSION 6.6.2 .....</b>	<b>11</b>
<b>7 VERSION 6.6.0 .....</b>	<b>12</b>
<b>8 VERSION 6.5.0 .....</b>	<b>14</b>
<b>9 VERSION 6.4.1 .....</b>	<b>14</b>
<b>10 VERSION 6.4.0 .....</b>	<b>14</b>
<b>11 VERSION 6.3.0 .....</b>	<b>17</b>
<b>12 VERSION 6.1.3 .....</b>	<b>19</b>
<b>13 VERSION 6.1.0 .....</b>	<b>20</b>
<b>14 VERSION 6.0.2 .....</b>	<b>23</b>
<b>15 VERSION 6.0.1 .....</b>	<b>24</b>
<b>16 VERSION 6.0.0 .....</b>	<b>24</b>
<b>17 VERSION 5.4.2 .....</b>	<b>28</b>
<b>18 VERSION 5.4.1 .....</b>	<b>28</b>
<b>19 VERSION 5.4.0 .....</b>	<b>28</b>
<b>20 VERSION 5.3.0 .....</b>	<b>29</b>
<b>21 VERSION 5.2.0 .....</b>	<b>30</b>
<b>22 VERSION 5.1.1 .....</b>	<b>31</b>
<b>23 VERSION 5.0.0 .....</b>	<b>32</b>

## 1 Statement

- ZKBio CVSecurity offers three updates: Major Updates, Minor Updates, and Patch.
  - Major Updates:** Major updates include significant updates in modules or functionalities of the Software and are recommended to all users.
  - Minor Updates:** Minor updates include improvements in a few functionalities of the Software.
  - Patch:** The bugs are fixed in the Patch version.
- Version Number Description:



## 2 Precautions When Upgrading ZKBio CVSecurity

- ZKBio Security V5000 3.0.0\_R (except Video and VMS modules) can be upgraded to ZKBio CVSecurity.
- ZKBio Security 3.2.0.0 cannot be upgraded directly to ZKBio CVSecurity.

Current Version	Upgrade Path	Upgrade Method
ZKBioSecurity 3.2.0.0_R	ZKBioSecurity V5000 4.1.R > ZKBio CVSecurity 6.7.0_R	<ol style="list-style-type: none"> <li>Using ZKBioSecurity V5000 4.1.x_R migration data function to upgrade from 3200 to V5000 4.1.x_R.</li> <li>Then overwrite installation with ZKBio CVSecurity latest version.</li> </ol>
ZKBioSecurity V5000 2.0.x_R		
ZKBioSecurity V5000 3.0.x_R	ZKBio CVSecurity 6.7.x_R	Using overwrite installation method with ZKBio CVSecurity latest version.  (Note: With the Intelligent Analytics module removed in V6.3.0, devices from previous versions will require re-adding to the Smart Video Surveillance module after upgrade. This one-time action ensures continued access to advanced video analytics capabilities.)
ZKBioSecurity V5000 4.0.x_R		
ZKBioSecurity V5000 4.1.x_R		
ZKBio CVSecurity 5.0.0_R		
ZKBio CVSecurity 5.1.1_R		
ZKBio CVSecurity 5.2.0_R		
ZKBio CVSecurity 5.3.0_R		
ZKBio CVSecurity 5.4.0_R		
ZKBio CVSecurity 6.0.0_R		
ZKBio CVSecurity 6.1.x_R		
ZKBio CVSecurity 6.6.x_R		



## 3 Version 6.7.1

**Release Date:** 2026/01/09

**Update Type:** Patch

### **Bug Fixed:**

#### **I. Function/Business Logic Optimizations**

1. **[Parking]** Fixed role configuration issue for batch extension
2. **[Visitor]** Modified appointment linkage in advanced visitor settings; resolved ineffective appointment linkage when importing appointment records
3. **[ADMS]** Fixed issue where protocol mode was not displayed when adding visitor machines to authorized devices
4. **[Elevator Control]** Fixed issue where elevator control service continued reconnecting after being disabled
5. **[Offline Consumption]** Fixed duplicate subsidy balance calculations during balance verification on the recharge/refund page

#### **II. UI Display & Internationalization Optimizations**

1. **[Internationalization]** Proofread internationalized languages
2. **[Visitor]** Fixed issue where appointment import template triggered illegal character errors in English interface
3. **[Service Center]** Resolved abnormal display issue of personnel information list on the real-time roll call page
4. **[Service Center]** Fixed issue where the graph changed when there was an alarm flash in the defense zone of the map center

#### **III. Query/Interface Optimizations**

1. **[Energy Saving]** Fixed gateway query error
2. **[Smart Video Surveillance]** Fixed abnormal handling error of streaming media scheduled tasks
3. **[Smart Video Surveillance]** Improved abnormal handling of the device status keep-alive interface

#### **IV. Import/Export & Verification/Encryption/Decryption Optimizations**

1. **[Visitor]** Fixed failure to export visitors' last visit location
2. **[Service Center]** Resolved data encryption verification issue of the list on real-time roll call

#### **V. Data Structure Optimizations**

1. **[Elevator Control]** We made the serial number mandatory and unique for all elevator control devices, and gave this configuration a specific name
2. **[Data Integration]** Modified personnel pull judgment issue that caused failure to pull data and excessive data in the intermediate table

#### **VI. Stability Optimizations**

1. **[ADMS]** Fixed crash issue during Linux library broadcast search



## 4 Version 6.7.0

**Release Date:** 2025/12/01

**Update Type:** Major Updates

### New Features and Improvements:

No.	Updated Module	New Features and update Descriptions
1	Platform	New customizable dashboard feature that allows users to create personalized data panels, configure widgets, and arrange key metrics for their specific monitoring requirements.
2	Access Control	Background Verification-Requires manual approval from management personnel after device authentication, adding a second layer of verification before granting access. Applicable Scenarios: High-security areas such as bank vaults and data centers.
3		Open Door Duration-Set different door opening durations based on personnel. Applicable Scenarios: Warehouses, logistics centers, and industrial facilities with high-frequency access. Supports flexible door timing based on operational needs—standard duration for shift changes or extended timing (e.g., 60 seconds) for cargo handling and equipment passage.
4		Navigate Access > Access Rule: Personnel export from permission groups now includes name field in exported data.
5		Navigate Access > Access Rule: Batch import now supports setting validity periods for multiple personnel simultaneously.
6		The holiday settings for access control now support batch import and export.
7	Visitor Management	Navigate Visitor - Visitor Report - Visiting Record: Added department field to visiting record display.
8		Visitor Check-in Parameter Optimization.
9		Filter visitor reports according to user permissions. For example, User 1 can only view visitor records related to Department 1.
10		After a successful reservation, visitors need to authorize the corresponding parking lot area, rather than being able to enter all parking lots.
11		When sending a visitor invitation via the APP and selecting "Direct Access," optimize the content of the visitor email to display detailed visit information.
12	Time & Attendance	Add a "PUSH Version" field display in the Attendance Device Menu.
13		Automatic Report supports department selection, sending attendance records only for the selected department to recipients.
14		The holiday settings for attendance module now support batch import and export.

15	Personnel	After selecting personnel, enabling the "APP Log In" feature will automatically send an email to the individual with instructions on how to use the app.
16	Space Management	Space reservations allow visitors to be selected as attendees.
17		Zoom Integration-Supports binding one Zoom ID to each meeting room, automatically generating meeting links for app-based reservations.
18		Microsoft 365 integration synchronizes Teams / Outlook meeting reservations with conference room devices.
19	Video Intercom	Supports bulk import of devices via excel.
20		The shortcut menu has been moved under the Device Management menu.
21		In apartment visual intercom scenarios, remote door unlocking via the entrance terminal is supported, along with the allocation of elevator access permissions for visitors. Applicable Scenarios: In an apartment visual intercom scenario, when a visitor uses the first-floor video intercom terminal to call the resident, the resident can remotely unlock the entrance door. The system will then automatically dispatch the elevator to the first floor and authorize it to access the resident's floor.
22		The SIP service mode has been moved to the Video Intercom-Parameters page. 1.The "SIP Service Mode" option in System - Cloud Settings has been hidden. 2.A new "SIP Service Mode" option has been added to Video Intercom - Parameters .
23	Service Center	Map Center-Supports voice intercom operations when previewing camera points.
24		Map Center-Added visual intercom points.
25		Map Center-Intrusion alarm zones support secondary editing and display of zone numbers.
26		Linkage Center-Added "Remind Message" as a new output action option, supporting Email, SMS, and WhatsApp.
27		Linkage Center-When a doorbell is pressed, it can activate linked cameras to start recording.
28		Linkage Center-The linkage trigger condition has added an Intrusion Alarm.
29		Linkage Center-The output action has added an Emergency Evacuation.
30		Event Center-Added event subscription notifications.
31		Event Center-Supports batch selection and processing of events.
32		Push Center-Added vehicle entry and exit records.
33		Scene Center-Added work safety scenarios.

34		Scene Center-Emergency Evacuation Scene: Added support for parking module devices at the main entrance and exit.
35		Scene Center-Added Personnel Entry & Exit Monitoring.
36		Scene Center-Added Intelligent Visitor Panel.
37	Intrusion Alarm	Supports setting scheduled times for arming and disarming operations. For example, schedule automatic arming or disarming for after-hours and holidays in a chemical warehouse.
38	Elevator Control	DCS function optimized: 1.Floor has added the function of Batch Set Floors. Solve the problems corresponding to the DCS floor. 2.The DCS global mask and specified mask configuration interface support full selection. 3.The service configuration has added a new operation to clear the mask. 4.Add the search condition of "Owned Services" to the Floor menu. 5.Floors that have been disabled may not appear under the mask configuration menu.
39		In the software elevator control module, under Elevator Control Rule- Set Access By Levels, the import and export functionality for permission group personnel information has been added. The fields include:Level Name, Personnel ID, First name and Last Name.
40		The holiday settings for elevator control now support batch import and export.
41	Smart Video Surveillance	Integrated with TP-Link NVR to enable preview, playback, intelligent alert display, and alarm linkage.
42		Supports batch synchronization of list databases to multiple devices.
43		Support linkage with IPC (access control or video linkage with IPC).
44	System	Supports reading Malaysian ID cards via the RS100 passport scanner.
45		Card Printing Template Optimized: 1. Support customizing image size and position. 2. Support customizing user photo size. 3. Support customizing font style, position, size, color and whether to bold.
46		Added a data integration module: Supports integrating third-party platforms to synchronize data from external sources into the system or export system data to third-party platforms.
47	Parking	Function Optimized-BEST and HTTP protocol devices now fully compatible for simultaneous operation.
48		Ticket machines now record license plates (captured by LPRC300) for lost ticket recovery and payment.
49	Consumption	Personnel must complete attendance check-in on the same day before they can make consumption.

50		Added a filter for "Approval Status" in the offline consumption details table.
51		Added an "Type Name" field to the consumption details table.
52		Added a "Restaurant" field and filter option to the personal consumption statistics table.
53	API	Added license plate, remarks, and photo fields to visitor reservation API (POST / api/ visReservation / add).
54		Added attendance checkpoint data (personnel, time, location) to /api/v2/transaction/listAttTransaction.
55		A new intrusion alarm API interface has been added.
56		Added visitor check-in and check-out API endpoints for third-party systems to retrieve visit timestamps.
57	APP	Video preview, playback, and PTZ control.
58		Background message notifications can redirect to the details page.
59		Supports one-click arming/disarming and viewing event records.
60		Visitor Approval Feature.
61		Visitor invitation now include a license plate number field.
62		When sending a visitor invitation via the APP and selecting "Direct Access," optimize the content of the visitor email to display detailed visit information.
63		Added a "Card Number" field to the personnel registration interface.
64		Space Reservations Allow Visitors to be Selected as Attendees.

## 5 Version 6.6.3

**Release Date:** 2025/09/29

**Update Type:** Patch

### Security Patch Notes:

- 1) **[License]** Resolve the issue where the attendance module is not displayed when only third-party activation is enabled after the trial period ends;
- 2) **[Access Control]** Fix the problem of permission groups failing to deploy after bulk switching personnel departments;
- 3) **[ADMS]** Resolve the issue of failed uploads of attendance snapshot photos when communication encryption is enabled;
- 4) **[Attendance]** Modified the overtime report display character in Traditional Chinese, replacing the '+' symbol with the Chinese character "加" for better linguistic clarity;
- 5) **[Smart Video Surveillance]** Adapt the Intelligent Video plugin (version 2.5.1) to Windows 11 and Google Chrome version 139.

## 6 Version 6.6.2

**Release Date:** 2025/08/26

**Update Type:** Patch

**Security Patch Notes:**

- 1) **[Video]** Fix the code injection vulnerability, and block the request interface whose CUServer module path is /rest/ics/v1/zk/thirdAlgorithm/uploadDeviceLicense;
- 2) **[Parking]** Fix port 26001 monitored by the BioSecuritySDKService process, allowing access only from 127.0.0.1 to prevent remote arbitrary code execution caused by the external access triggering its lazy loading mechanism;
- 3) **[Attendance]** Fix the failure of device data synchronization when there are 100,000 personnel in the system;
- 4) **[Installation]** Fix the startup failure caused by injected circular dependencies.

## 7 Version 6.6.0

**Release Date:** 2025/6/15**Update Type:** Major Updates**New Features and Improvements:**

No.	Updated Module	New Features and update Descriptions
1	Homepage	Homepage video dashboard: Add video warning analysis report
2	Platform	Compatible with Windows Server 2025
3	Space Management	Space Management : Support batch import/export of spaces
4		Integrate Zoom for online meetings creation.
5		Support meeting extension
6	Video Intercom	Online configuration of shortcut keys for one-click direct call
7		Support parameter-controlled App call types: optional extension number call or SIP call
8	Service Center	Linkage Center: Support global linkage across all modules and output actions (access control, video modules)
9		Map Center: 2) Quickly filter points of different modules 3) Support warning event statistics and real-time viewing
10		Scenario Center - Add "Bright Kitchen" feature: Back kitchen behavior analysis
11	Scenario Center	Move the emergency evacuation points of access control module to the Scenario Center with functional refinement: 1) Support defining statistical range 2) Add operation configuration steps 3) Add statistical panel
12	Personnel	Support AMT-PVR-50 palm vein device registration
13		After personnel App modifies facial photos, admin needs to review in Pending Review

No.	Updated Module	New Features and update Descriptions
14	Access Control	Device management-Set Up :add palm/face comparison threshold settings
15	ACMS	Optimize synchronization of virtual card-bound personnel information to ACMS platform
16	Attendance	Auto report push optimization: Support SFTP transfer for enhanced security
17	Visitor	After inviting visitors, it supports directly generating access QR codes.
18		It supports adding visitors to the specified blocklist library in the video: Smart Video Surveillance - Device Management -> More -> Face Library
19	Database	MS SQL database supports Windows Authorization.
20	API	Parking module API additions: 1. Parking fee calculation interface 2. Gate opening interface after payment
21		Add space management module API
22	Audio Broadcast	Add PA module integrating ITC products for cross-module linkage
23	Integration	Integrate RS100 to read Vietnamese ID cards
24	Parking	Add support for E-LPRC500
25		Support LPRS8000 and synchronized LED ads
26	Intrusion Alarm	Add support for ZKTeco alarm hosts (Models: IA01-HP01-01H; A01-HP02-01H)
27	Elevator Control	DCS optimization: 1. Fix KONE call unresponsiveness 2. Fix KONE server port modification 3. Add enable/disable elevator server menu
28	App	1. Personnel Page: Add mobile clock-in, attendance calendar, and Applications (remedial sign, business trip, leave, overtime); support Approval 2. My Activities: Add meeting extension 3. Visitor invitation: Add direct pass mode (QR code generated immediately)
29	Smart Video Surveillance	Support streaming media forwarding services.
30	Scenario Center	Optimization of the People Counting Feature

## 8 Version 6.5.0

**Release Date:** 2025/3/30

**Update Type:** Major Updates

### **New Features and Improvements:**

1. **[Energy Saving]** The Energy Saving module has added a terminal pairing function.
2. The ZKBio Zexus Mobile APP supports intelligent control of IOT terminals, as well as pairing terminals and binding them to the gateway.

## 9 Version 6.4.1

**Release Date:** 2024/12/30

**Update Type:** Patch

### **Security Patch Notes:**

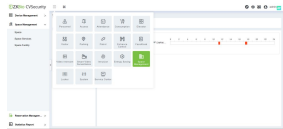
1. **[Visitor]** Fixed the issue that when enabling the cloud visitor link for parameters, the QR codes for visitor review/check - in/passage use the H5 cloud link. Due to the absence of a cloud page, accessing the link showed a 404 error.
2. **[Video Surveillance]** Fixed the display issue of the intelligent - time period menu in Intelligent Video after the upgrade.
3. **[Video Surveillance]** Resolved the problem that when adding personnel in HR, the slow distribution of personnel information occurred due to a large number of video devices.
4. **[Service Center]** Fixed the display issue of the linkage center menu after the upgrade.

## 10 Version 6.4.0

**Release Date:** 2024/11/30



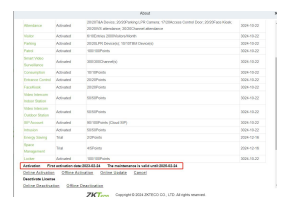
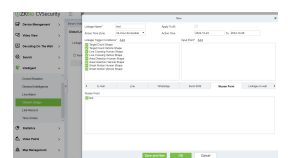
**Update Type:** Major Updates

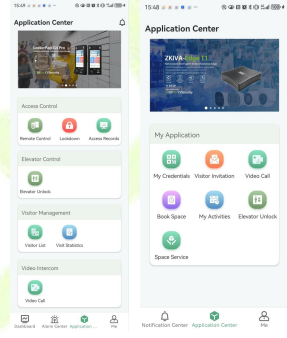
### **New Features and Improvements**

No	Update Module	Key Update	Figure
1	Space Management	<p>New module implementation with the following features:</p> <ol style="list-style-type: none"> <li><b>1. Mobile Booking System:</b> added compatability for Facekiosk H10A devices for mobile booking system: real-time space occupancy monitoring, detailed space information display (capacity, dimensions, available facilities) and instant booking confirmation.</li> <li><b>2. Automated Notifications:</b> email and mobile app notifications for booking confirmations. And meeting reminders and updates.</li> <li><b>3.Comprehensive Reporting System:</b> space</li> </ol>	



		utilization analytics, booking history and trends and custom report generation.	
2	Energy Saving	<p><b>1. Device Management:</b> IoT gateway integration and offers terminal device monitoring and control.</p> <p><b>2. Scene Management:</b> supports attribute to scene linkage and cross-module integration, for instance, binding with space management.</p> <p><b>3. Verification Records:</b> attendance records can be generated from time &amp; attendance devices, access control terminals, license plate recognition (LPR) devices and facial authentication via IPC. All verification records are instantly displayed on the monitoring dashboard.</p>	
3	Service Center	<p><b>1. Scenario Centre:</b> a new "Real-time Attendance" application, employs the use of an IP camera for real-time attendance monitoring. The IP camera captures a face template, and integrates with ZKBio CVSecurity to facilitates the real-time attendance function.</p> <p><b>2. Event Center Renovation:</b> Users can query and export all activity records for an individual in access control, attendance, parking, and consumption using their personnel ID or name.</p> <p><b>3. Event Center - Event Types:</b> Incorporate SOP issues handling.</p>	
4	Visitor	<p><b>1. Self-Registration System:</b> a cloud-based visitor registration system. Visitor can pre-register remotely.</p> <p><b>2. Enhanced Security:</b> protect visitor data by end-to-end encryption and protect the local server address.</p>	
5	Video Intercom	<p>1. Introduced contact list feature and with personnel assignment capabilities.</p> <p>2. Included an operation guide for SIP video intercom functionality.</p>	
6	Time & Attendance	<p><b>1. Global attendance rule configuration:</b> Newly added support for overtime levels.</p> <p>2. Attendance reports now support the statistics of overtime levels.</p>	
7	Elevator Control	Included basement floors (B/L) in the elevator control panel EC10 and EC16.	

8	Platform	<ol style="list-style-type: none"> <li>Added operation video link</li> <li>Privacy protection is configured according to roles, implementing different privacy protection policies for different users and roles.</li> <li>Precise search support now available.</li> </ol>	
9	API	<ol style="list-style-type: none"> <li>The API has added the <b>getDepartmentList</b> feature.</li> <li>The API has added an <b>Advanced Access</b> interface to implement <b>getWholsInsideZoneList</b> and <b>getWholsInsideByZone</b>.</li> <li>Introduced the new API for parking module.</li> </ol>	
10	Parking	<ol style="list-style-type: none"> <li><b>Two-factor authentication:</b> one LPR device being able to bind with multiple access control devices.</li> <li>Supports for self-developed LCD screen devices.</li> <li>Added support for LPRC500 devices.</li> <li>Added hourly discount options.</li> </ol>	/
11	Active Directory	AD has added multiple OU dynamic rules to retrieve corresponding data, and increased field settings to filter and obtain personnel information.	/
12	License	<ol style="list-style-type: none"> <li>Added system maintenance schedule display.</li> <li>License expiration email alerts for administrator</li> </ol>	
13	Smart Video Surveillance	<ol style="list-style-type: none"> <li><b>Global Linkage:</b> After intelligent video alerts, support for triggering the activation of Muster Point.</li> <li><b>Video Playback and Backup:</b> Added a feature for video playback and historical alarm video backup, including progress indicators for downloads.</li> <li><b>Channel Preview Management:</b> <ol style="list-style-type: none"> <li>Customize preview window positions by drag-and-drop.</li> <li>Rearrange display layout without affecting device channel order.</li> <li>Access via Video &gt; Video Management &gt; Preview</li> <li>Flexible visualization while maintaining original channel configuration.</li> </ol> </li> </ol>	

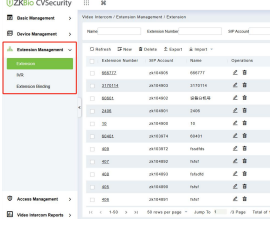
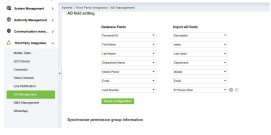
		<p>4. <b>ZKIVA-Edge X1 Integration:</b> Full management capability and alarm monitoring. With enhanced alarm linkage.</p>	
14	Mobile APP	<ol style="list-style-type: none"> <li>1. The Personnel page has added applications for Book Space, My Activities, and Space Service.</li> <li>2. The Administrator page has added the Personnel Registration application.</li> <li>3. The Personnel APP supports modification of user photos.</li> <li>4. The Notification Center has been revamped to support notifications, visitor dynamics, personal verification records, and system messages.</li> </ol>	

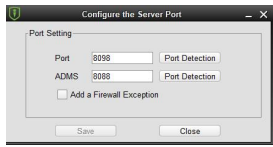
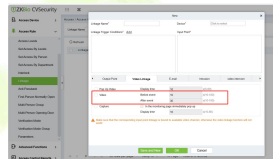
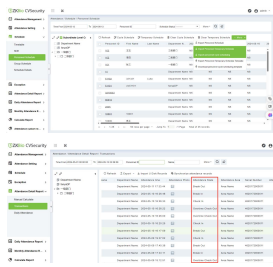
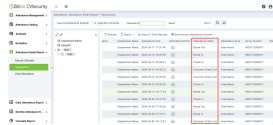
## 11 Version 6.3.0



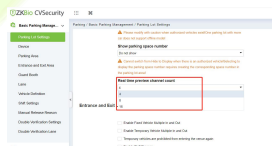
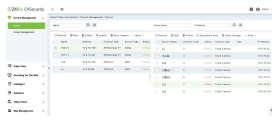
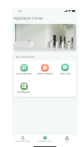
**Release Date:** 2024/06/30

**Update Type:** Major Updates

### New Features and Improvements

No	Update Module	Key Update	Figure
1	Video Intercom Module	<p>Video Intercom Module: Unlock New Capabilities with SIP Protocol Integration:</p> <ol style="list-style-type: none"> <li>1) Supports PBX Server or cloud SIP mode.</li> <li>2) Supports extension number and SIP account management.</li> <li>3) Supports assigning SIP accounts to personnel, devices, and system users.</li> <li>4) Supports voice interaction configuration.</li> <li>5) Supports access control alarm linkage to call designated personnel.</li> </ol>	
2	Active Directory	<ol style="list-style-type: none"> <li>1) After enabling/ disabling personnel in Active Directory (AD), the changes will be synchronized to ZKBio CVSecurity.</li> <li>2) After deleting personnel in Active Directory (AD), the corresponding personnel will be synchronized and deleted from ZKBio CVSecurity.</li> </ol>	

3	System	The "system tray" adds functionality for modifying software access ports and ADMS communication ports.	
4	Mobile Credentials	Integrate with ACMS to add, delete, and synchronize virtual card data on the ACMS platform.	
5	Access Control	<ol style="list-style-type: none"> <li>1) Video Linkage supports configuring the video recording duration before and after the event trigger.</li> <li>2) Supports access control event linkage for video intercom to call designated numbers</li> <li>3) Supports ZKBio CV460 access control + video surveillance all-in-one controller.</li> <li>4) Support for InBio Pro Plus+ KF1000 Plus: support for collecting and synchronizing face templates for KF1000 Plus; support for event logging and reporting, as well as alarm events for readers online/offline and dismantled; software support for KF1000 readers' firmware upgrades.</li> </ol>	
6	Time & Attendance Module	<ol style="list-style-type: none"> <li>1) Added ability to import personnel cycle scheduling.</li> <li>2) Attendance report supports attendance status display.</li> </ol>	
7	DCS Integration	<p>Integration New/Optimized Requirements for Mitsubishi Electric ELSGW/OBU Gateway:</p> <ol style="list-style-type: none"> <li>1) When selecting ELSGW/OBU, the standard service port is fixed and limited to 52,000; other ports are invalid.</li> <li>2) Added fields for "Floor Count" and "Floor name starts at" with adjustments allowing for a maximum of 12 elevators in the elevator group.</li> <li>3) When the service name "ELSGW" is selected, the "ALL BANK" option in the elevator group can be removed because ELSGW does not support allocation across multiple banks.</li> <li>4) When the service name "ELSGW" is selected, the "ALL BANK" option in the elevator group can be removed because ELSGW does not support allocation across multiple banks.</li> </ol>	

8	Visitor	Report Optimization: Add daily visit report, weekly visit report, and monthly visit report to facilitate visitor traffic statistics.	
9	Intelligent Analytic	<ol style="list-style-type: none"> <li>1) Remove the Intelligent Analytic module.</li> <li>2) Migrate ZKIVA-Edge device management to the Smart Video Surveillance module.</li> <li>3) Migrate Scene Center to Service Center.</li> </ol>	
10	Service Center	Addition of Scene Center: Offers smoother operational configuration, advanced monitoring dashboards, and a more sleek and visually appealing page design.	
11		In the Map Center, add quick buttons for locking and unlocking door icons.	
12	Parking	Real-time monitoring supports 4/8/16 channel preview.	
13	Smart Video Surveillance	<ol style="list-style-type: none"> <li>1) New design for the management interface, combined camera and device management interface.</li> <li>2) Support for ZKIVA-Edge T1/T2 management.</li> <li>3) New CCTV client UI design with additional features.</li> <li>4) Decoding on the wall supports video rotational patrol.</li> <li>5) E-map PTZ camera control.</li> </ol>	
14	APP	Add applications for video intercom and remote elevator calling.	

## 12 Version 6.1.3

**Release Date:** 2024/06/17

**Update Type:** Patch

### Security Patch Notes:

1. Fixed Arbitrary File Upload Path Deletion Issue Post-Login: Resolved a vulnerability where unauthorized deletion of file paths could occur after logging in, which could lead to directory traversal.

2. Fixed Unauthorized Hierarchical Resource Access Post-Login: Addressed an issue that allowed users to access resource information across directory levels based on the resource path name after logging in.
3. Fixed Form Export Vulnerability Post-Login: Rectified a security flaw where the password field in the export form was removable, enabling unauthorized export of data without a password.
4. Strengthened Cross-Site Illegal Character Interception: Enhanced security measures to better intercept and block illegal characters in cross-site interactions to mitigate the risk of injection attacks.
5. Fixed Unauthorized System Administrator Creation Post-Login: Corrected a privilege escalation vulnerability that allowed users to create system administrator accounts without proper authorization after logging in.

## 13 Version 6.1.0

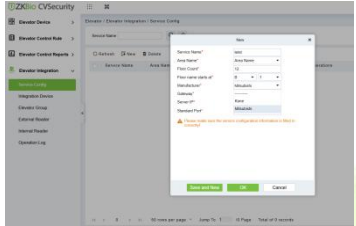
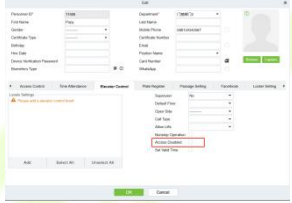
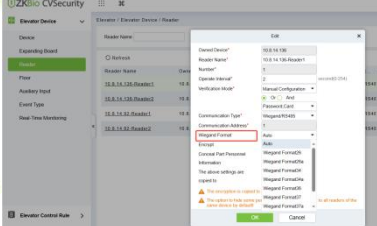
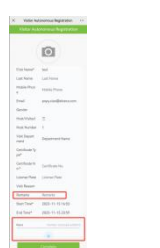
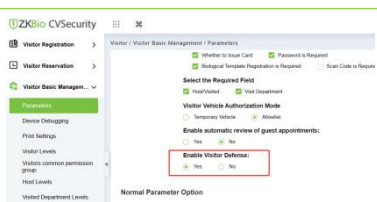
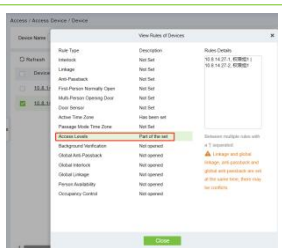
**Release Date:** 2024/01/03

**Update Type:** Major Updates

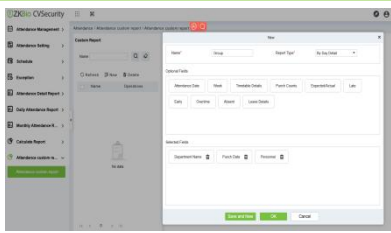
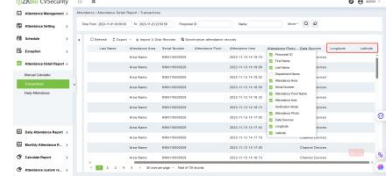
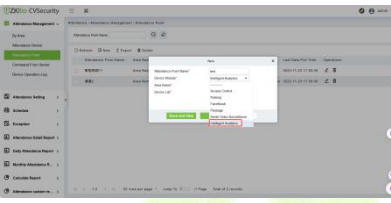
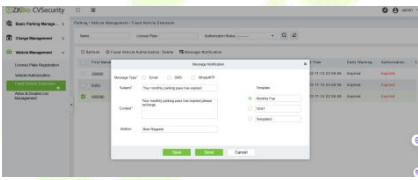
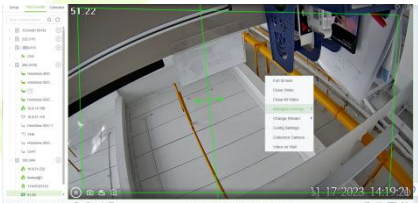


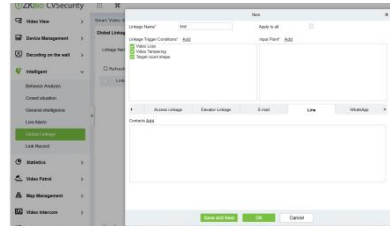
### New Features and Improvements

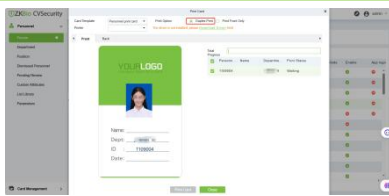

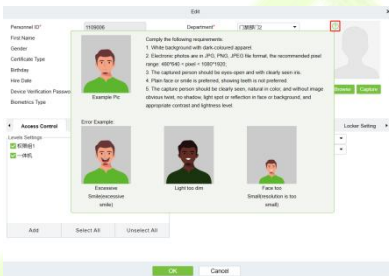
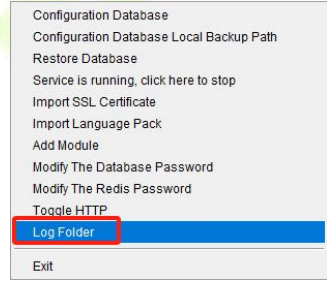
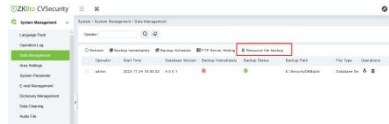

NO.	Module	Update Description	Pictures
1	Setup Wizard	Wizards for common modules: Access Control, Parking, Visitor modules	
2	System	Menu favorites function; after favorites will go directly to the page	
3	Muster Point	New support for counting the number of visitors	
4	Video Intercom	<p>Add visual intercom module:</p> <p>Equipment management: add equipment, bind the unit corresponding to the equipment.</p> <p>Resident management: add residents, personnel and unit binding, personnel rights issued</p>	



		to the door machine.	
		Open Door Record Reporting: Open Door Record Reporting of Door Opening Machine, and at the same time carry which unit opened the door remotely.	
5	Elevator DCS Control	DCS Integration with Mitsubishi/KONE: Realization of DOP+COP Application	
6	Elevator Control	Add Access Disabled function (EC16 and DCS support)	
7		Elevator Control-Reader supports optional downlink wiegand format	
8	Visitor	Add "Accompanying Person" and "Remark" fields in visitor registration H5 page.	
9		Visitor defense function: when enabled, the visitor will be added to the allowed list of the video.	
10	Access Control	Add the field of "access control authority group" to view device access control rules.	



11	Time & Attendance	Attendance customization report support	
12		Transaction supports displaying latitude and longitude (supported by Horus H1).	
13		Attendance point supports selecting intelligent scene cameras for video attendance.	
14	Parking	Fixed car advent support message linkage function	
15	Smart Video Surveillance	The video preview window supports intelligent function overlay and displays the delineation window	
16		Add "All Alarms" to the triggered alarm types in the alarm log, so that users can query all types of alarm logs at once.	
17		The electronic map of video module increases the distance of monitoring points.	
18		1. Unify the entrance of Email linkage notification. The entrance is put into Global Linkage. 2. Global Linkage, new support for Whatsapp, line, email.	

19	Personnel	Single and double-sided printing is available for card production.	
20		Disable function optimization: When the personnel menu disable the personnel, the corresponding access control, ladder control, channel, Locker, consumption and other modules of the personnel permissions will be invalidated;	
21		Biophoto added photo quality guide, size, dimensions, white background, or use case (ID photo format), etc.	
22	System	Database backup - new function to backup photos	
23		Console support for one-click export of software logs	
24	Map Center	New devices that support smart scenes and show alerts for smart scenes	
25	ZKBio CVSecurity APP	1. Hybrid cloud connection 2. APP function operation	

## 14 Version 6.0.2

**Release Date:** 2023/11/14

**Update Type:** Patch

**Bug Fixed**

1. Fixed the PULL Devices incorrect online/offline status.
2. Fixed the software hang sometimes issue when sync data to PULL Device.
3. Fixed the issue that the video map management menu not show when upgrade from old version.

## 15 Version 6.0.1

**Release Date:** 2023/08/15

**Update Type:** Patch

### New Features and Improvements

1. Newly add options of manual patrol or auto patrol of Video Patrol function.
2. Allow user batch modify the duration of each cameras of video patrol plan.
3. Newly add photo quality guidance when user uploading BioPhotos.

### Bug Fixed

1. Fixed the issue of upgrading the attendance device's firmware with return error return value -3.
2. Fixed the issue of batch sync personnel to PULL device but only one personnel get synced.
3. Fixed the issue that the Global Linkage menu was disappear of Intelligent Analytic Module after upgrade from old ZKBio CVSecurity version to newest.

## 16 Version 6.0.0

**Release Date:** 2023/06/30

**Update Type:** Major Updates

### New Features and Improvements

No.	Module	Function	Update Content Description
1	Personnel	BioPhoto	Newly added support for uploading BioPhoto, separated from User Photo.
2			Supports batch import of Biophoto.
3			Supports viewing of Biophoto.
4	Elevator Control	DCS Application	Integration with KONE for DCS application.
5	Parking	Added field for parking time	Real-time monitoring, reports, and API now support parking time field.
6		TBM Ticket Dispenser License Control	Ticket dispenser license control is separate from LPR.
7		Car ID + TBM Ticket Dispenser	Car ID and TBM ticket dispenser can be used simultaneously.
8	Access Control	Real-time monitoring supports live preview of doors	Supports preview before remote door control.
9			Supports live preview of doors when clicking on the door icon in the map center.

10	Time& Attendance	Added support for more attendance report types	Added support more types of attendance reports, a total of 19 types of reports.	
11	System	Language self-translation and import	<ol style="list-style-type: none"> <li>1. Provide translation platform for users to translate languages by themselves.</li> <li>2. Support self-service import of translated language packages in the console.</li> </ol>	
12		Supports Two-Factor Authorization login	Supports two-factor authentication login to enhance login security..	
13		Multi-server	Supports synchronization of personnel data between multiple servers.	
14	Global Message Notification	Optimized inter-module message linkage	System Management	Supports configuring global message linkage in system modules.
15			Access Control Module	Supports real-time sending of personal access records to the person who generated them (via SMS, Email, WhatsApp).
16				Supports sending notification messages to designated personnel after linkage trigger (SMS, Email, WhatsApp, Line).
17				Muster Point: when an emergency occurs and the Muster Point is activated, a notification of "Emergency Assembly" is sent to all employees in the department (via SMS, Email, WhatsApp).
18				Muter Point: supports sending statistical reports on emergency assembly on a regular basis to designated personnel (via Email).
19				Regularly sends daily or all access event reports to designated personnel (via Email)
20				Sends messages to designated personnel when an access event occurs (via Email, SMS)
21			Time & Attendance Module	Supports sending personal attendance records to the corresponding individuals (via SMS, Email, WhatsApp).

22				Regularly sends attendance reports to designated personnel (via Email).
23			Elevator Control	Supports sending notification messages to designated personnel after linkage trigger (SMS, Email, WhatsApp, Line).
24			Entrance Control	Supports sending personal access records to corresponding individuals (via SMS, Email, WhatsApp).
25				Supports sending notification messages to designated personnel after linkage trigger (via Email).
26			Locker Management	Supports sending personal access records to corresponding individuals (via SMS, Email, WhatsApp).
27				Supports sending notification messages to designated personnel after linkage trigger (via SMS, Email, WhatsApp, Line).
28			Video Surveillance	Supports reminding patrol personnel before the start of video patrol tasks (via Email)
29				Supports sending notification messages to designated personnel after linkage trigger (via SMS)
30			Intelligent Analytics	Supports sending notification messages to designated personnel after linkage trigger for intelligent analysis (via SMS, Email, WhatsApp)
31			Intrusion Alarm	Supports sending notification messages to designated personnel after alarm linkage trigger (SMS, WhatsApp, Email, Line).
32			Visitor	Supports sending messages to designated personnel after alarm linkage trigger (SMS, WhatsApp, Email, Line).
33	Smart	User Permission	Supports sending notification messages to designated	

	Video Surveillance	Management	personnel after linkage trigger for visitor booking, booking timeout, registration, check in, check out, late check out, watchlist, etc. (via SMS, Email, WhatsApp).
34			Newly added permission management for video preview, PTZ control, snapshot, playback, partial expansion, and voice intercom.
35			Newly added permission management for video playback, video download, snapshot, partial expansion.
36			Fine-grained management of main NVR functions and IPC camera functions is added
37		Menu Adjustment	All page permissions are fine-grained to the third-level sub-function management (such as the add, refresh, and edit buttons in a page)
38			Accompanied by menu page adjustment of ZK NVR main device to ensure consistency with ZK NVR configuration
39		Device Management	Newly added support for connecting ZK 16/32-channel dual-disk standard NVR hardware
40		Video Playback	Newly added support for smart retrieval with human and vehicle characteristics filter; the target video can be quickly retrieved and marked in different colors via ZKNVR
41		Decode on the wall	Configurable linkage alarm to be displayed on the splicing wall window; once triggered, can be automatically displayed on the splicing wall, realizing window roaming (with ZK decoder)
42		Intelligent Analytics	Newly added support for BioSense series intelligent analysis function linkage with alarm and access control bidirectional linkage
43			Newly added support for linkage alarm decoding and display on wall configuration, camera selection and wall display time can be selected
44		Statistics Analysis	Newly added support for object detection alarm; intelligent motion detection alarm with human and vehicle characteristics; region detection intelligent alarm with human and vehicle characteristics; line crossing detection intelligent alarm with human and vehicle characteristics; target counting intelligent alarm with human and vehicle characteristics
45		Log	Supports switch control of CU request, as well as client request logs
46		Add ONVIF Device	Third-party NVR is supported to connect to the platform for basic video management via ONVIF protocol, which currently supports only preview
47		C/S Client	The client supports preview, playback, electronic maps, alarms.



## 17 Version 5.4.2

**Release Date:** 2023/06/01

**Update Type:** Patch

### Bug Fixed

1. While Adding NVR failed, the camera list has extra cameras info without cameras.
2. Fixed the issue of cannot adding the NVR with same IP (The WAN NVR has the same IP and different Port).

## 18 Version 5.4.1

**Release Date:** 2023/05/17

**Update Type:** Patch

### Bug Fixed

1. Fixed the bug when changed the area of device, the event point of logs will missing and the reader name became 'other'
2. Fixed the bugs that when system auto previewed the temporary employees, the biophoto path stored in database has a '/' extra, which will lead to the biophoto sync failed to device.
3. Fixed the bug that the commands of sync personnel lack of biophoto.
4. Fixed the bug that the back-end verification events of part controllers cannot stored at database.

## 19 Version 5.4.0

**Release Date:** 2023/04/28

**Update Type:** Minor Updates

### New Features and Improvements

No.	Update Module	Features	Sub-menu	Key Updates
1	Smart Video Surveillance	User Permission management	Video Preview	Added permission management for video preview, PTZ control, snapshot, recording, digital zoom, intercom.
2			Video Playback	Added permission management for video playback, video backup, snapshot, digital zoom.
3			Device Management	Added permission management for NVR and IPC management.
4			Other pages	Added permission management (such as new, fresh, edit icon) for all key features to manage more detailed.
5		Menu Adjustment	Behavior analysis configuration	Menu adjustment for keeping the consistency with ZK NVR configuration.
			Crowd situation configuration	



6		Device Management	Device connection	Added to support the connection for ZK 16/32CH NVR 2HDD models.
7		Video Playback	Video retrieval	Added to support ZK NVR for fast retrieval of target video by human & vehicle alarms, marked by different color in the play bar.
8		Decode on the wall	Large screen control	Support configuration of alarm linkage to video wall window, the triggered alarm to automatically decode to video wall floating window to display (by ZK Decoder)
9		Intelligent Analytics	Global Linkage	Added to support BioSense Series intelligent analytics based on human & vehicle targets bidirectional interaction alarm linkage with access control devices. Added to support alarm linkage video on the wall configuration, available to select channels alarm on the wall and time.
10		Statistics Analysis	Alarm Report	Added Object Detection alarm, Smart motion (human & vehicle) alarm, Area Detection (human & vehicle) alarm, Line Crossing (human & vehicle) alarm, Target Counting (human & vehicle) alarm
11		Log	Parameter Configuration	Added to support CU Request control on/off, and log request from client side.

## 20 Version 5.3.0

**Release Date:** 2023/03/10

**Update Type:** Major Updates

### New Features and Improvements

No	Update Module	Key Update
1	Elevator	New support for EC16 elevator control panel: EC16 is the latest controller developed by ZKTeco, supporting 16 floors, maximum support for 128 floors, PUSH protocol, supports for direct access to floors.
2	Parking	New support for ticket dispenser (TBM01/02) access and management.
3	Smart Video	Optimize Video Patrol function: support Video Patrol based on GIS map.
4		Support intelligent function configuration and alarm linkage of Biosense series NVR.
5	Intelligent Analytics	Support ZKIVA-Edge N3 access: realize personnel and vehicle detection.
6	Locker	Optimize the function of Locker module: optimize the visual panel display, add support for message linkage (SMS/Email, WhatsApp, Line).

7	Intrusion Alarm	<ol style="list-style-type: none"> <li>1. Accessed BOSCH / RISCO support alarm linkage access control, elevator control, entrance control, video, WhatsApp, Line, SMS.</li> <li>2. Support access control linkage arming and disarming (access control global linkage).</li> </ol>
8	License	New support for user self-help license reset function.

## 21 Version 5.2.0

**Release Date:** 2022/12/6

**Update Type:** Major Updates

### New Features and Improvements

Implemented Change	Description
Intrusion Alarm	<p>Intrusion systems apply to places requiring boundary control and real-time monitoring. For example, when an intruder enters the restricted area, it will trigger a corresponding alarm, ensuring the area's safety.</p> <p>Currently, ZKBio CVSecurity integrates with BOSCH and RISCO, the third-party alarm controllers, offering functions such as arming, disarming, alarm record query and displaying defense zones on the map.</p> <p>The corresponding models and devices are as follows:          BOSCH: B Series: B6512, B5512, B4512, B3512; G Series: B9512G, B8512G.          RISCO: LightSYS32; LightSY50.</p>
Locker Management	<p>A New Module of ZKBio CVSecurity. This locker module manages an electronic locker system in a unified platform. As a result, administrator can manage multiple lockers simultaneously. Currently, the locker module supports the LockerPad-7B device, and offers the following functions:</p> <ol style="list-style-type: none"> <li>1. Supports facial recognition and card verification.</li> <li>2. Supports online and offline working modes.             <ol style="list-style-type: none"> <li>a. Online mode: With ZKBio CVSecurity's security platform, administrator can unify the locker users' allocation, advertising resources distribution, data recording and other functions of multiple devices.</li> <li>b. Offline working mode: To manage device parameters, data records, locker users' allocation and advertisement displaying through the LockerPad-7B.</li> </ol> </li> <li>3. Supports locker users' management and set different usage rules according to the type of users:             <ol style="list-style-type: none"> <li>a. Fixed users: e.g., permanent staff in factories and offices.</li> <li>b. Temporary users: e.g., supermarket customers, generally random allocation</li> <li>c. Fixed users + Temporary users: e.g., in some tourist areas, available for staff and tourists to use the locker at the same time.</li> </ol> </li> <li>4. Supports cabinet allocation for one user, one cabinet for multi-users, one user for multi-cabinets.</li> <li>5. Supports digital advertisement placement with image and video (3GP, MP4, MKV, WEBM, PNG, JPG, JPEG, GIF) to increase commercial value and drive foot traffic.</li> </ol>

	6. Provides storage-pick-up records review. 7. Offers basic functions such as parameter setting, multi-language (Simplified Chinese & English) switching.
Device Replacement	<p>In the actual use process, there are often cases of equipment failure; re-adding equipment means that you need to reset the device parameters.</p> <p>ZKBio CVSecurity's latest function of replacing equipment, to achieve a one-click device replacement application. When the same type of equipment fails to operate, you only need to enter the serial number of the new device to restore previous settings.</p>
Fast Target Search	When a suspicious person is found during real-time video viewing or playback, you can zoom in and take screenshots, and quickly track the suspicious person by using the quick "Target Search" button to achieve a person track search.
Respondent Self-approval	Optimize the visitor process, after the visitor invitation email is sent, ZKBio CVSecurity will send an audit email to the host. The host can complete the operation of "Review or Reject" by clicking on the audit link of the email, then quickly complete the review.
Import or Export Access Level	Support import or export "access level". Batch import of "person information" and "access level" via Excel to quickly complete the access control configuration in the project.

## 22 Version 5.1.1

**Release Date:** 2022/08/18

**Updates Type:** Major Updates

### New Features and Improvements

Implemented Change	Description
Intelligent Video	<ol style="list-style-type: none"> <li>PTZ Control: Support cruising with pre-set time and positions</li> <li>ZKNVR (Z8536NMR /Z8536NHR /Z8564NHR /Z85128NTR)-General intelligence - Ability to set video linkage, support link to email, review recording, monitor and PTZ control.</li> <li>Support video intercom. Support watermark function.</li> <li>Protect the image from being copied and reused without permission and prevent information leakage.</li> <li>Support Tiandy network video recorder (NVR) management.</li> <li>Support a real-time push notification of abnormal type alarms on the ZKNVR and history record query. The abnormal type alarms will be triggered when the hard disk is full; the system has not connected to the hard disk; the hard disk network is disconnected; the hard disk has a SMART error; network failure and IP address conflict.</li> <li>Support Global video linkage:             <ol style="list-style-type: none"> <li>Linkage to capture a photo, linkage to record a video and linkage to a pop-up window.</li> </ol> </li> </ol>

	<ol style="list-style-type: none"> <li>2) Linkage to access control and linkage to ladder control.</li> <li>3) Linkage to send an email or SMS.</li> </ol>
Intelligent Scene	<ol style="list-style-type: none"> <li>1. Attendance checking and adding duty plan. The dashboard shows a general report of the current duty personnel.</li> <li>2. Users can customize my dashboard.</li> <li>3. Video Linkage supports a user-defined list library to alarm.</li> <li>4. Support live alarm to real-time monitoring. All alarm from IPC or ZKIVA-Edge T1.</li> <li>5. The system can identify and capture stranger's photo in surveillance area and add to list library.</li> <li>6. Supports quick target search and personnel trajectory drawing with captured photos.</li> <li>7. The camera added to ZKIVA-Edge supports fast binding NVR for storage applications.</li> </ol>
Access Control	<ol style="list-style-type: none"> <li>1. Added the Muster Point function to solve the problem of rapid roll call counting in emergency situations such as firefighting.</li> <li>2. Add Personnel In/Out Board, mainly used at construction site, to show personnel entry and exit information.</li> </ol>
Visitor	Support auto sign-in in the informal settings. Visitors do not need to register on-site and get pass quickly.
Parking	<ol style="list-style-type: none"> <li>1. Support LPR-BEST Protocol devices.</li> <li>2. Support Car ID.</li> <li>3. Support the dual identification of drivers and vehicles and determine whether the driver and the license plate information match the system. The user deploys this function in a high security and protection environment.</li> </ol>
System	<ol style="list-style-type: none"> <li>1. Support for switching databases through the console.</li> <li>2. Linkage to WhatsApp.</li> <li>3. Linkage to Line.</li> </ol>

## 23 Version 5.0.0

**Release Date:** 2022/04/23

**Updates Type:** Major Updates

### **New Features and Improvements**

Implemented Change	Description
Intelligent Video	<p>Compare ZKBioSecurity VMS:</p> <ol style="list-style-type: none"> <li>1. "Crowd detection" includes crowd density detection, crowd movement detection and heat maps.</li> <li>2. "Smart target search" supports searching targets by gender, age, hairstyle, mask, glasses, hat.</li> <li>3. "Smart vehicle detection" supports vehicle search and detection by multi-credential such as, plate number, vehicle type, vehicle brand, vehicle colour, etc.</li> <li>4. Supports behaviour analysis such as line crossing detection, intrusion detection, object left detection, object remove detection, region entrance, region exiting, rapid movement, wandering detection, and alarm linkage for abnormal behaviour.</li> <li>5. Supports intelligent reserve image search function.</li> <li>6. Maximum supports 1024 video channels, license-free for the first 64 channels, support 16 channels real-time playback simultaneously.</li> </ol>
Intelligent Scene	<ol style="list-style-type: none"> <li>1. Tailing detection: Facial recognition record can cross-check with access control record to validate any personnel enter without access control record.</li> <li>2. Perimeter Protection Function: smart video analysis with line crossing detection to detect anyone crossing the perimeter with real-time snapshots or short videos for crossed line objects, an intelligent dashboard and detailed summary reports.</li> <li>3. Personnel control function: Facial recognition function cross-check with allowed list, prohibited list and strangers to prompt notifications, alerts, real-time snapshot and summary reports and detailed summary reports.</li> <li>4. Attendance Checking Function: Real-time checking personnel attendance in the delegated area, intelligent dashboard.</li> <li>5. People counting: Dynamically count the number of people in the area, and alarm when the number of people reaches the set value.</li> <li>6. "Advanced smart target search" in the intelligent scene module provide more compensative functions and supports the full-platform event search of multi-credential such as, person's name, ID number, reverse image search, gender, age, mask, glasses, jacket colour, and trousers colour, and generating detail person trajectory.</li> </ol>
Attendance	The video capture records can be considered as an attendance log when users forget to check in/check out on attendance devices.
API	<ol style="list-style-type: none"> <li>1. Support Dynamic QR Code.</li> <li>2. Support departure employee.</li> <li>3. Support Access Level sync to the device.</li> <li>4. Support attendance exception application interface (leave, overtime, etc).</li> <li>5. The parking module supports adding, deleting, and changing the license plate number of personnel.</li> </ol>
Personnel	<ol style="list-style-type: none"> <li>1. New add List Library to manage pass or prohibit people.</li> <li>2. Support person ID starts with 0, like 00001.</li> </ol>

**ZKTeco Biometrics India Pvt Ltd.**

B-1, Khata No. 31, Devasandra Industrial Estate,  
Whitefield Main Road, Beside Phoenix mall,  
Mahadevapura, Bengaluru-560048, Karnataka, India.

Phone : 080 6828 1342

Mail : [sales@zkteco.in](mailto:sales@zkteco.in)

Website : [www.zkteco.in](http://www.zkteco.in)

